

TEACHER GUIDE

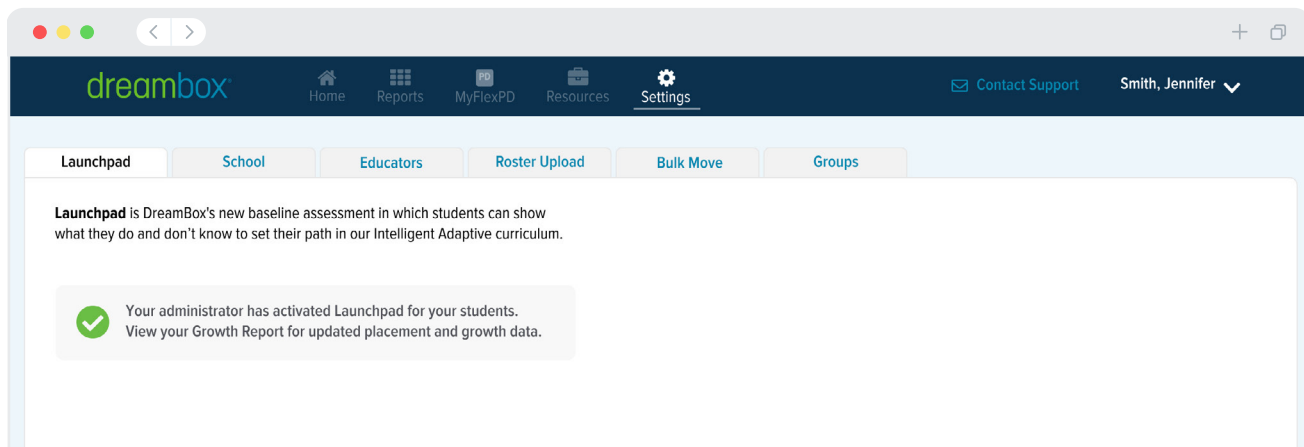
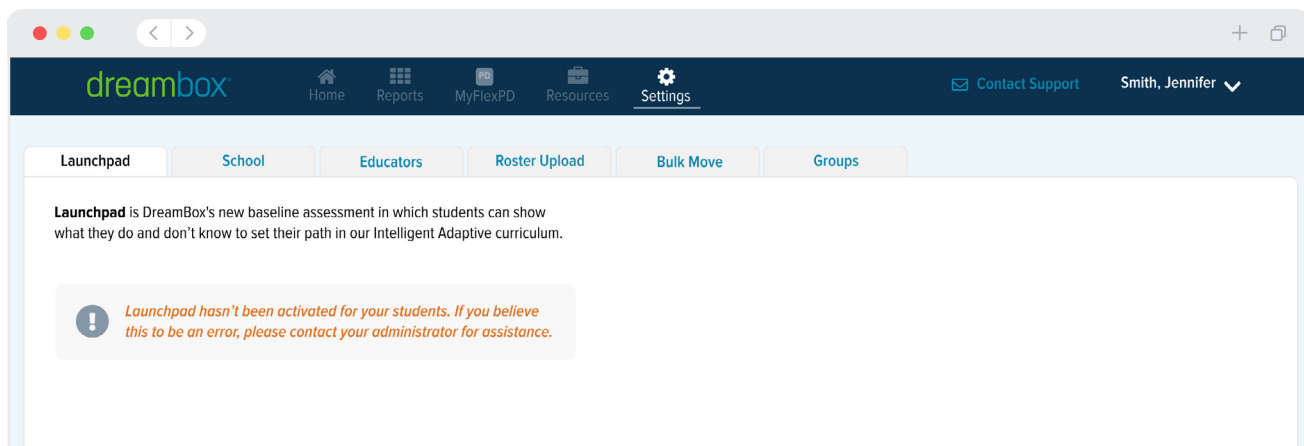
Getting Started with Launchpad

Exciting news! Your district has chosen to enable Launchpad, the new DreamBox Math baseline student assessment. Getting started with Launchpad is easy. Once complete, it will place each student in the DreamBox Math curriculum to begin personalized learning.

You can use this guide to implement Launchpad in the classroom. To learn more about Launchpad, visit dreambox.com/launchpad.

Step One: Launchpad is Enabled

Your district leadership will enable Launchpad for students in your school district. Because of this, you may receive communication regarding an official date when Launchpad will be live in your students' accounts. You can always check if Launchpad is enabled by visiting the Settings page of your DreamBox Insights Dashboard and viewing the Launchpad tab.

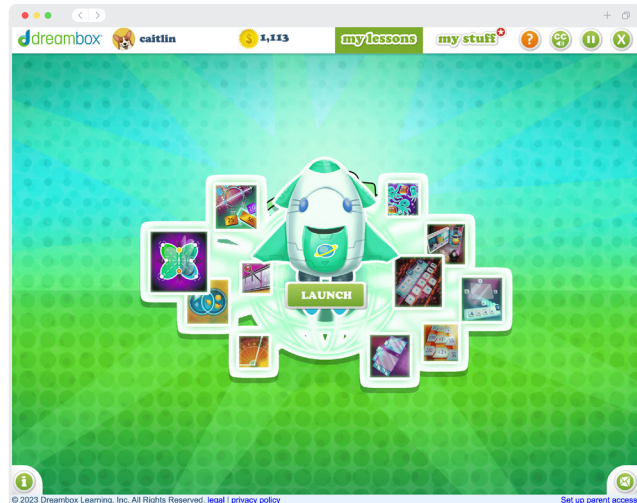


Step One: Launchpad is Enabled (continued)

Once enabled, Launchpad will be available for students the next time they log in to DreamBox Math. Be on the lookout for the Launchpad rocket in the students' learning environment showing that Launchpad is active.



K-2 Environment



3+ Environment

Step Two: Getting Students Started

As the classroom teacher, you can support students with their Launchpad experience by providing time to log in and work on tasks. Most students complete the experience in 15 to 45 minutes. However, if necessary, students can pause and resume Launchpad without losing progress.

Additional Recommendations

- ✓ For the best possible experience working in DreamBox Math, we recommend that students turn on the sound and use headphones to hear the task instructions.
- ✓ For accurate data collection, students should complete Launchpad tasks (and DreamBox Math lessons) independently.

Note: if no restrictions are set on the learning environment engagement areas, students will be able to explore these areas when Launchpad is enabled. To adjust when your students can access their engagement areas, [click here](#).

Step Three: Monitor Progress

Launchpad completion will be reported in a few areas throughout your DreamBox Insights Dashboard.

Home Page

When students complete Launchpad, the Total Time column will update for the Launchpad duration. Students will receive a choice of recommended lessons across various mathematical domains to continue their personalized learning journey. As students complete the lessons, lesson activity data will populate throughout dashboard reports.

The screenshot shows the DreamBox Home Page interface. At the top, there's a navigation bar with 'Home', 'Reports', 'MyFlexPD', 'Resources', and 'Settings'. Below this, a 'VIEWING' section shows 'This Week', 'CLASSROOM' (Adventure Park), and 'STUDENT' (All Students). The main content area is titled 'Adventure Park Ranger's Goal: Launchpad Completion' and includes a 'STUDENT USAGE' table. The table lists students, their grades, latest activities, total time spent, and total lessons completed. A 'Watch' button is visible next to Eliza Cumberland's entry.

Name	Grade	Latest Activity	Total Time	Total Lessons
Skylar Baptista	3	Completing a Pattern of Colors, Shapes, or Real-World Objects	31 min	5
John Blanche	3	No Lesson Activity	0 min	0
Claire Bunn	3	Not Placed. Launchpad has not been completed		
Ruben Carter	3	No Lesson Activity	0 min	0
Ebony Conley	3	Exploring Angles as Rotations: Multiples of 45 Degrees	21 min	1
Eliza Cumberland	3	Using a Table to Show up to Four Equivalent Fractions	28 min	2
Paige Drew	3	Not Placed. Launchpad has not been completed		
Peter Evers	3	Completing a Pattern of Colors, Shapes, or Real-World Objects	28 min	4
Paityn Westervelt	3	Exploring Angles as Rotations: Multiples of 45 Degrees	28 min	4

Growth Report

Completing Launchpad also triggers the calculation of students' Initial Standing Level on the new Growth report. Launchpad performance is combined with additional inputs, such as each student's rostered grade level, plus any existing proficiency data earned from previous lesson play to determine their initial standing for the school year.

The screenshot shows the DreamBox Growth Report interface. It includes a 'Growth' section with filters for 'MONTH' (May), 'ROSTERED GRADE' (All Grades), and 'CLASSROOM' (Math Class 4). Below this, 'Classroom Metrics' show 'Students Placed' at 100% (30) and 'Average Growth' at 1.2 grade levels. The main table, 'Student Growth and Grade Level Standing', lists students with their 'Overall Growth', 'Initial Standing', 'Current Standing', and various proficiency levels (CO, C, AS, PV, M, G, MD, FD, RP, EE, E). A legend at the top indicates proficiency levels: Proficient (green dot), Not Started (white circle), Far Below Classroom Avg (red square), and Far Above Classroom Avg (blue square).

Name	Overall Growth	Initial Standing	Current Standing	CO	C	AS	PV	M	G	MD	FD	RP	EE	E
Abedi, Jillian	1.4	1.7	3.1	3	3	3	3.2	3	3.2	3	3	3	3	3
Bessellieu, Kami	1.5	2.5	4	3	4.5	4	4.2	3.8	4.2	3	3	3	3	3
Bruntz, Lucrecia	0.7	2.5	3.2	3	3.6	3	3.2	3	3.3	3	3	3	3	3
Buitrago, Alonzo	2	2	3.9	3.3	4.9	4	3.7	3.6	4	3.4	3	3	3	3
Criscione, Cole	0.5	2.8	3.3	3	3.6	4	3.3	3.2	3.3	3	3	3	3	3
Cuningham, Christine	1.6	2.1	3.6	3	4.2	4	3.5	4	3.7	3	3	3	3	3
Denegre, Davida	1.7	1.4	3.2	3	3	4	3.3	3.1	3.2	3	3	3	3	3
Eckels, Denisse	1.3	2.5	3.7	3	4.9	3.9	3.7	3.5	3.6	3	3	3	3	3
Elsa, Scott	1.3	2.4	3.8	3	4.6	4	3.8	3.8	3.8	3	3	3	3	3
Gallet, Bettye	0.9	1.8	2.7	2.8	2.5	2.5	3.1	3	3	3	3	3	3	3

Frequently Asked Questions

I have a student in my classroom who needs to bypass the assessment, is this possible?

Yes. We understand that students have individual learning needs and Launchpad may not be appropriate for every student. To remove Launchpad for a student, please contact [Customer Support](#). Rest assured that, even without Launchpad, the DreamBox Intelligent Adaptive Learning engine will use formative assessment data to assess and adapt lessons for students over time throughout their personalized learning journey.

Please note that, if a student opts out of Launchpad, data on the new Growth report will not populate for this student. You can, however, monitor student progress through various additional proficiency reports in the DreamBox Insights Dashboard.

I had a student who accidentally started Launchpad early –is it possible to restart it?

Yes. Please contact [Customer Support](#) who can assist with these types of requests.

A new student joins after my class has completed Launchpad, will they be able to complete Launchpad as well?

New students will be automatically assigned Launchpad when added to your DreamBox Math roster during the school year. They will be prompted to complete the assessment upon their first log-in.



Access more helpful
Launchpad resources at:
go.dreambox.com/launchpad-resources